

2021 MUNICIPAL BUDGET



BOROUGH OF DUMONT

May 25, 2021



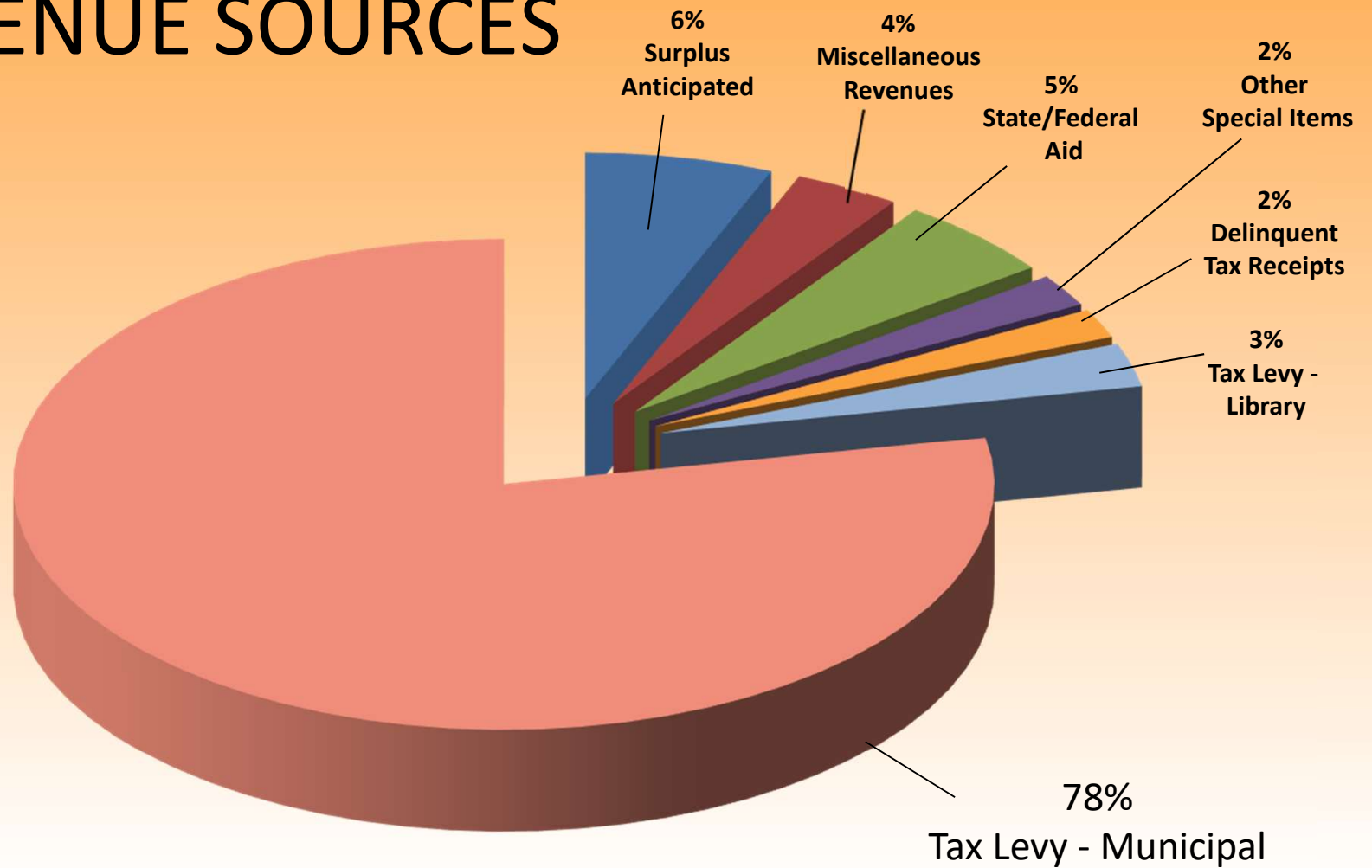
ANTICIPATED REVENUES

	2021	2020	
	Proposed	Modified	Increase
	<u>Budget</u>	<u>Budget</u>	<u>(Decrease)</u>
Surplus Anticipated	\$ 1,615,000	\$ 1,615,000	
Miscellaneous Revenues	909,600	843,000	\$ 66,600
Unrestricted State Aid *	1,355,252	1,355,252	
State/Federal Grants	33,637	64,469	(30,832)
Other Special Items **	555,000	190,000	365,000
Receipts from Delinquent Taxes	500,000	475,000	25,000
General Taxation - Library	745,415	715,242	30,173
General Taxation - Municipal	<u>20,331,261</u>	<u>19,118,269</u>	<u>1,212,992</u>
	<u>\$26,045,165</u>	<u>\$24,376,232</u>	<u>\$1,668,933</u>



- State Aid has remained the same since 2010
- ** PILOT payments for Washington Promenade begins in 2021

2021 BUDGET REVENUE SOURCES

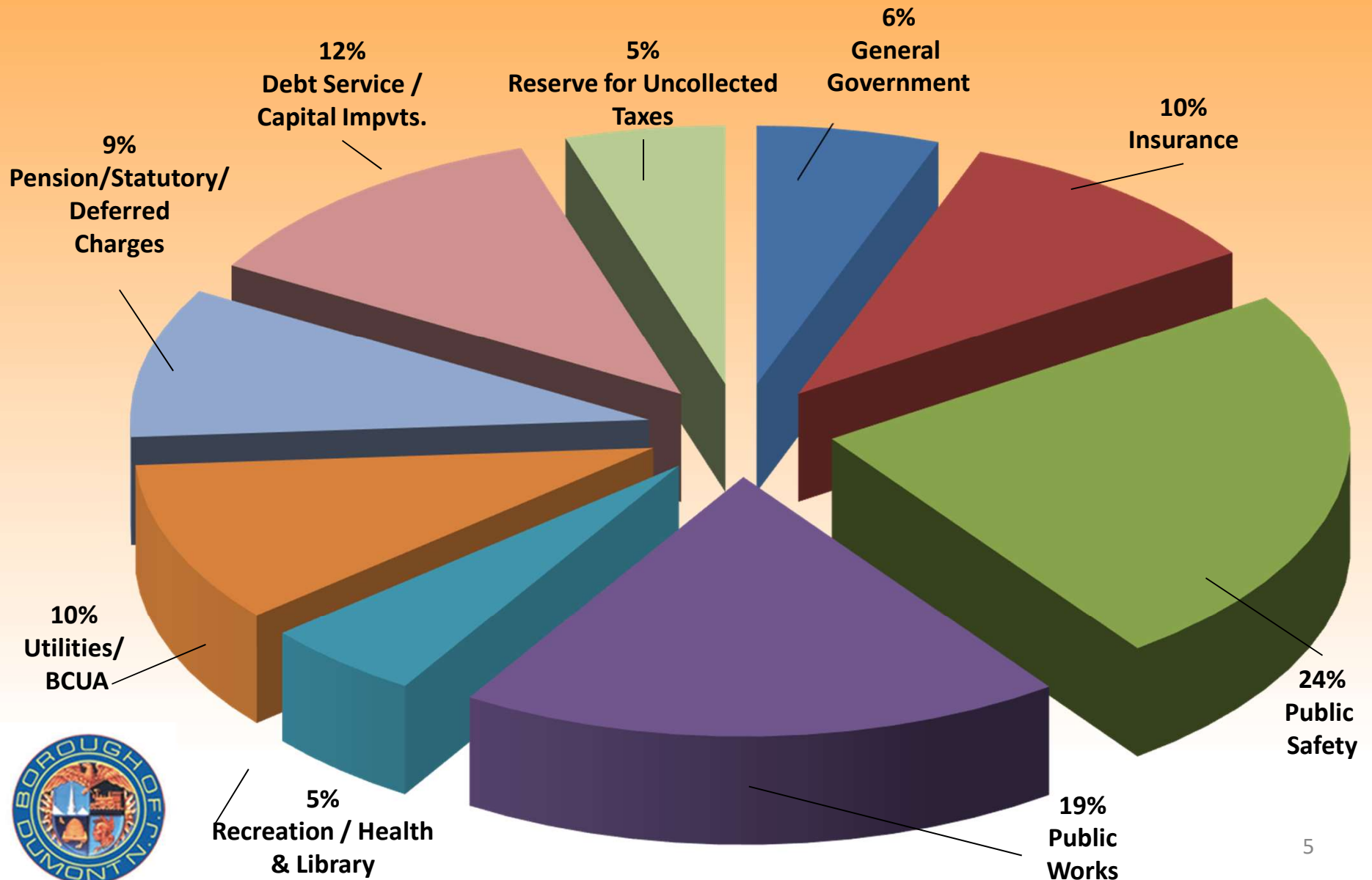


APPROPRIATIONS

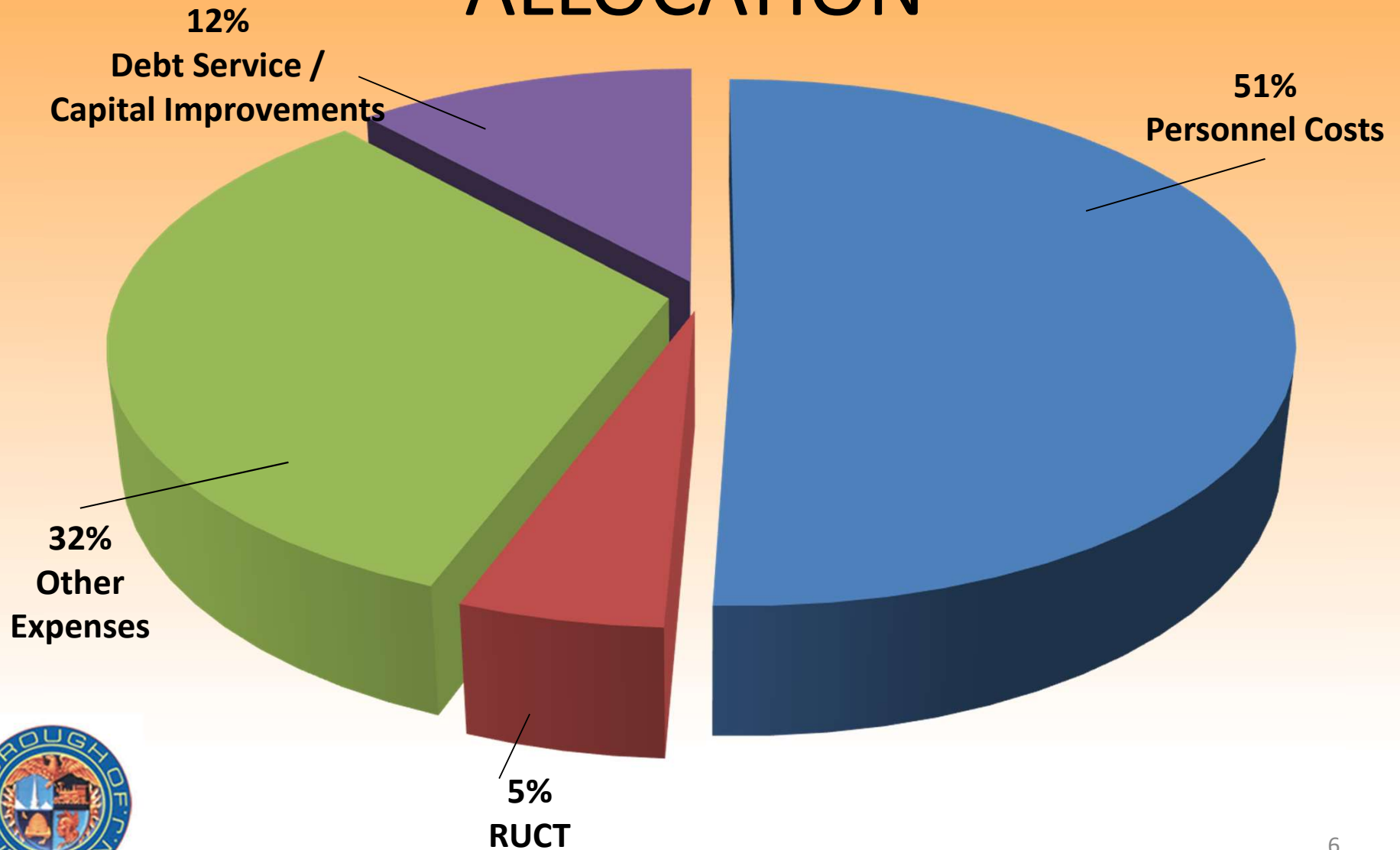
	2021	2020	
	Proposed	Modified	Increase
	<u>Budget</u>	<u>Budget</u>	<u>(Decrease)</u>
General Government	\$ 1,485,828	\$ 1,622,914	\$ (137,086)
Insurance	2,626,822	2,490,000	136,822
Public Safety	6,301,404	6,310,217	(8,813)
Public Works	4,910,574	4,337,188	573,386
Recreation/Health/Library	1,300,219	1,158,835	141,384
Utilities & BCUA	2,632,300	2,677,244	(44,944)
Pension, Statutory & Deferred Chgs	2,440,190	2,135,523	304,667
Debt Service & Capital Impvts	3,047,828	2,378,811	669,017
Reserve for Uncollected Taxes	<u>1,300,000</u>	<u>1,265,500</u>	<u>34,500</u>
	<u>\$ 26,045,165</u>	<u>\$ 24,376,232</u>	<u>\$ 1,668,933</u>



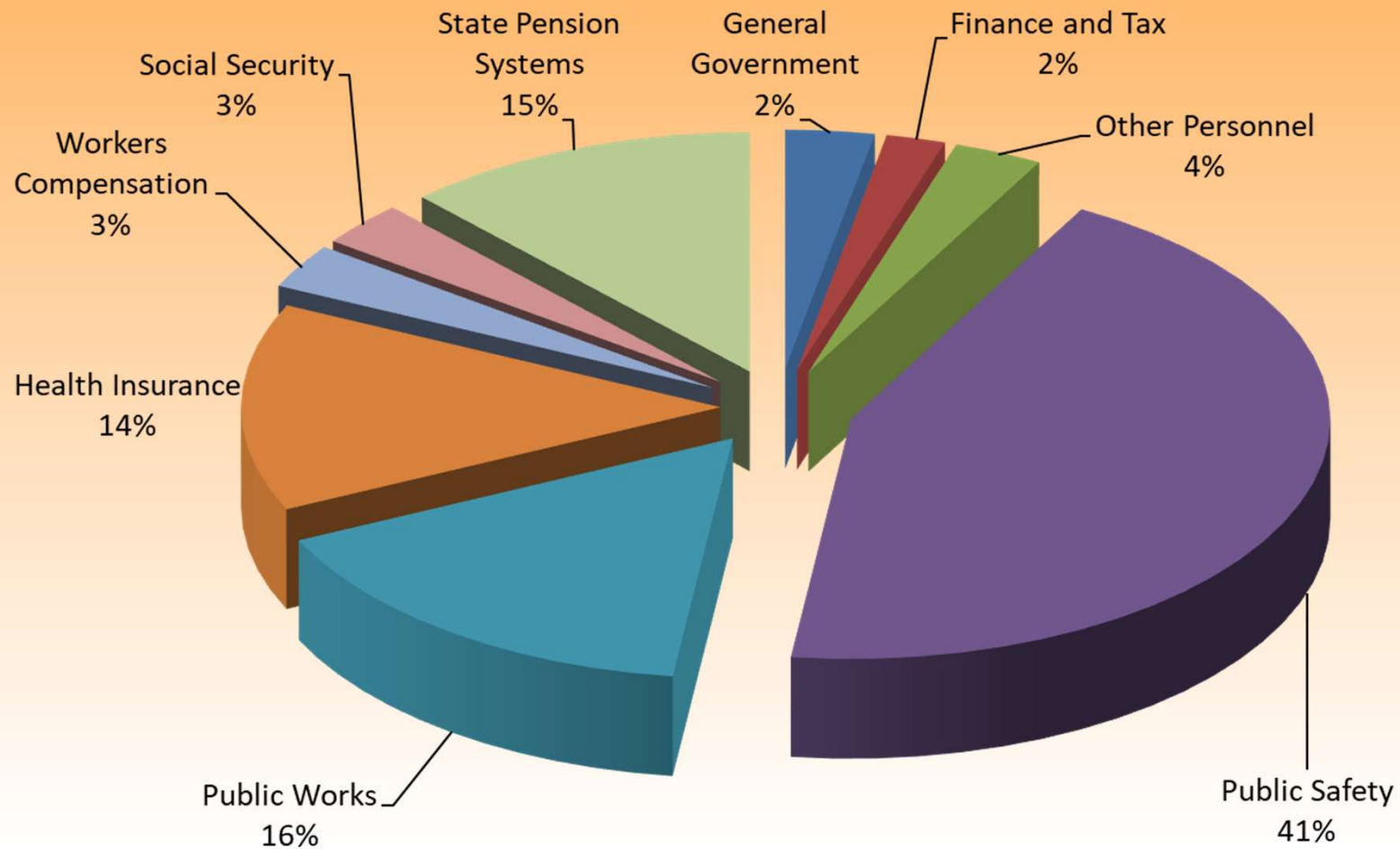
2021 APPROPRIATIONS BY FUNCTION



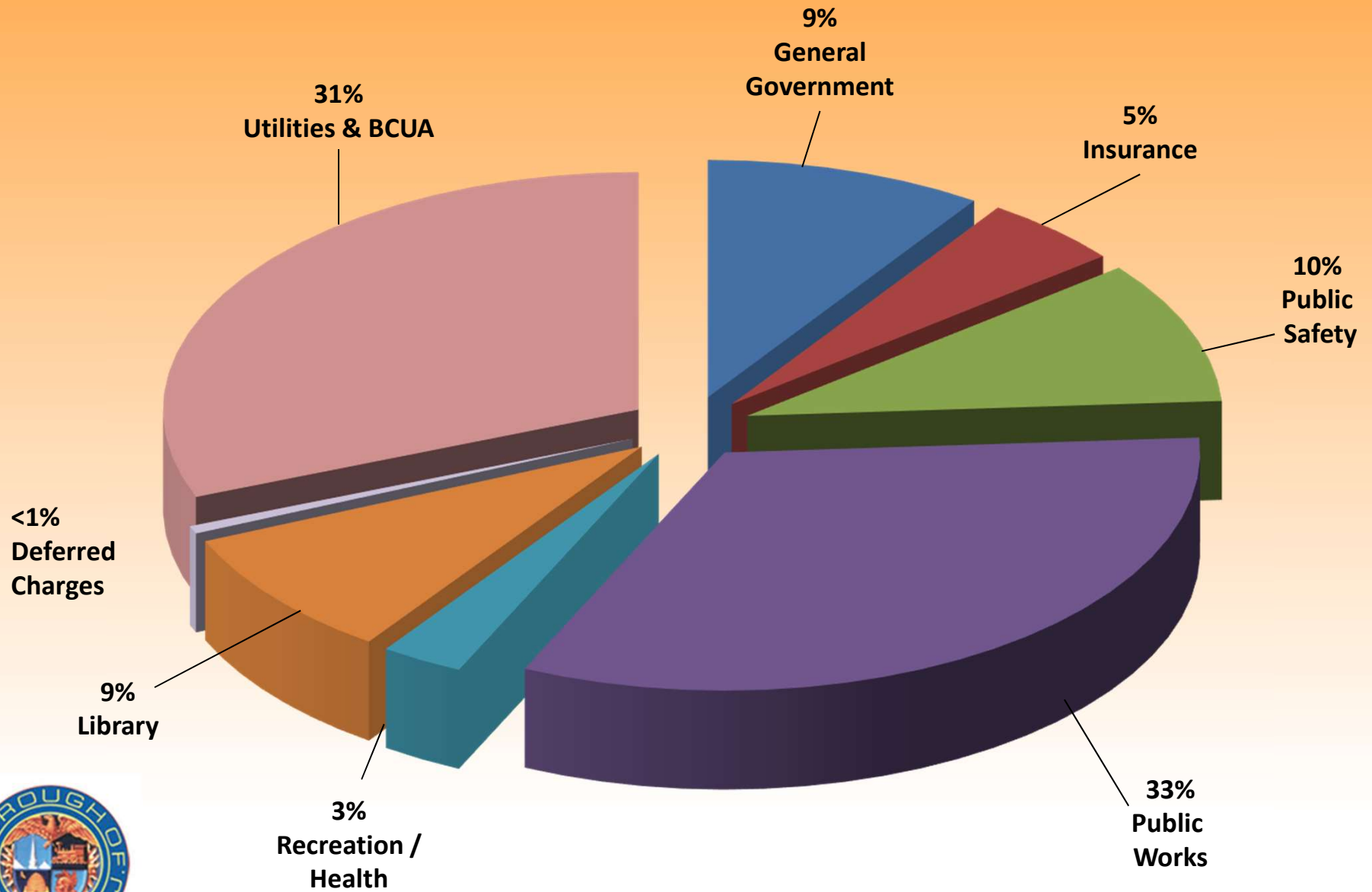
2021 APPROPRIATION ALLOCATION



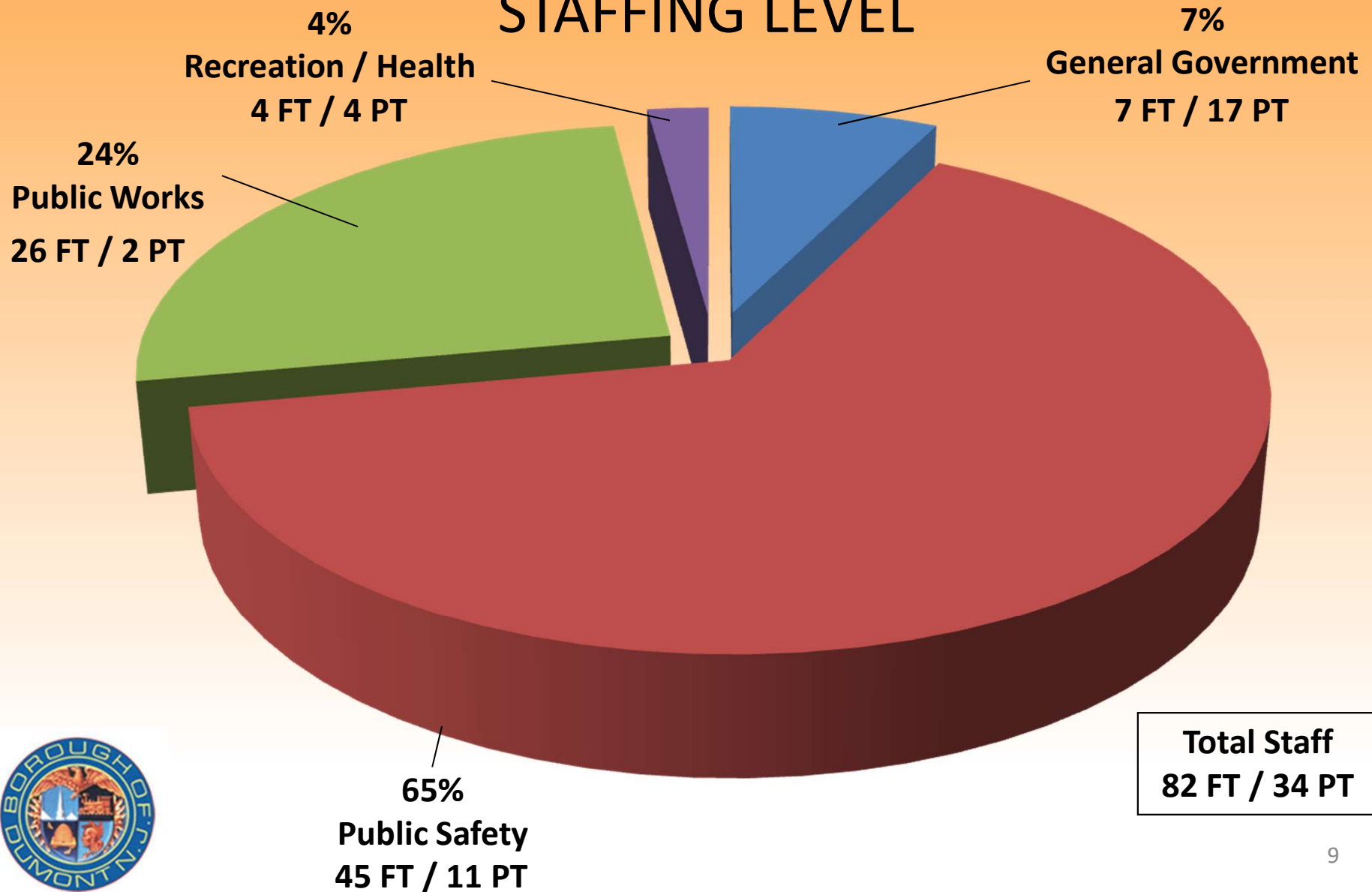
PERSONNEL COSTS



OTHER EXPENSES



PERSONNEL STAFFING LEVEL



MAJOR 2021 BUDGET INCREASES AND DECREASES

Revenues				
	PILOT - Washington Promenade			\$ 365,000
Appropriations				
	Administrative and Executive - Other Expenses			(100,100)
	Police - Salaries and Wages			(233,898)
	Garbage and Trash Removal			674,000
	State Pension Systems			321,541
	Debt Service			667,517

APPORTIONMENT OF MUNICIPAL TAX RATE AND IMPACT ON AVERAGE HOME

	Actual	Introduced	
<u>Tax Rate</u>	<u>2020</u>	<u>2021</u>	<u>Increase</u>
Municipal Operations	\$ 1.131	\$ 1.202	\$ 0.071
Library	0.042	0.044	0.002
Total	<u>\$ 1.173</u>	<u>\$ 1.246</u>	<u>\$ 0.073</u>
<u>Tax Impact</u>			
Municipal Operations	\$ 3,472	\$ 3,690	\$ 218
Library	129	135	6
Total	<u>\$ 3,601</u>	<u>\$ 3,825</u>	<u>\$ 224</u>
Average Home Assessed At \$307,000			



2021 ESTIMATED TAX DOLLAR ALLOCATION

Library County *

Municipal

School



1c

8c

31c

60c

* County increase estimated at 2.0%