













## SMALL TREES (Under 25')

	<p><b>Amur Maple</b>, <i>Acer ginnala</i>            Height: 15'-25'            Width: 15'-30'            Fall Color: Red            Fruit: 1" Samara            Notes: Bright Red Fruit</p>	
	<p><b>Hawthorn</b>, <i>Crataegus oxyacantha</i>            Height: 15'-25' Width: 15'-30'            Fall Color: Orange-Red            Fruit: Berries            Notes: Red Flowers, Thorns            Spring Planting only</p>	
	<p><b>Purple Leaf Plum</b>,  <i>Prunus carasifera</i>            Height: 20'-25' Width:            20'-25'            Fall Color: Purple            Fruit: 3/8"            Notes: Purple Leaves &amp; Flowers</p>	
	<p><b>Silverbell</b>, <i>Halesia carolina</i>            Height: 20'-25'            Width: 15'-20'            Fall Color:            Yellow            Fruit: Capsule            Notes:            Late Summer "bell" shaped Flowers</p>	
	<p><b>Korean Stewartia</b>,  <i>Stewartia koreana</i>            Height: 20'-40'            Width: 15'-20'            Fall Color:            Orange-Red            Fruit: 1" Capsule            Notes: Colorful Peeling Bark</p>	

- Minimum planting area of 3'x4'
- Plant 15' from the nearest Tree.
- Underground Utilities must be 6' away.
- No restriction for planting under Overhead Wires.

**Small Trees** can be planted almost anywhere...and are suitable in conditions where there is a 3' grassy area between a sidewalk and the curb, or a 3'x4' Tree Pit (which may have brick set in sand or other porous paving technique).

## MEDIUM TREES (25' to 50')

	<p><b>American Yellowwood</b>,  <i>Cladrastis kentukea (lutea)</i>            Height: 35'-45' Width: 30'-35'            Fall Color: Yellow            Fruit: 3" Pod            Flowers: White</p>	
	<p><b>Cherry</b>, <i>Prunus serrulata "Kwanzan"</i>            Height: 30'-35'            Width: 30'-35'            Fall Color: Y-Orange            Flowers: Pink. Fruit: None            Notes: Washington DC Flowers.</p>	
	<p><b>Goldenrain Tree</b>,  <i>Koelreuteria paniculata fastigata</i>            Height: 30'-40'            Width: 30'-40'            Fall Color: Yellow, Fruit: Capsules</p>	
	<p><b>Ironwood (Hornbeam)</b>,  <i>Carpinus caroliniana</i>            Height: 30'-45'            Width: 25'            Fall Color: Y - Red            Flower: catkin. Fruit: winged nutlet            Notes: Prefers wet site, part shade</p>	
	<p><b>Redbud</b>,  <i>Cersis canadensis</i>            Height: 30' Width: 25'            Fall Color: Yellow            Hot Pink Flowers -            Fruit: 3/8"            Notes: Heart Shaped Leaves</p>	
	<p><b>Serviceberry</b>, <i>Amelanchier</i>            Height: 35"            Width: 15'-20'            Fall Color: Yellow            White Flowers            Fruit: Capsule, Notes: Native</p>	

- Minimum planting area of 5'x10'
- 30' from the nearest L or M Tree and 15' from a S Tree.
- Underground Utilities must be 12' away
- Overhead Wires must be 4' away from the planting site.

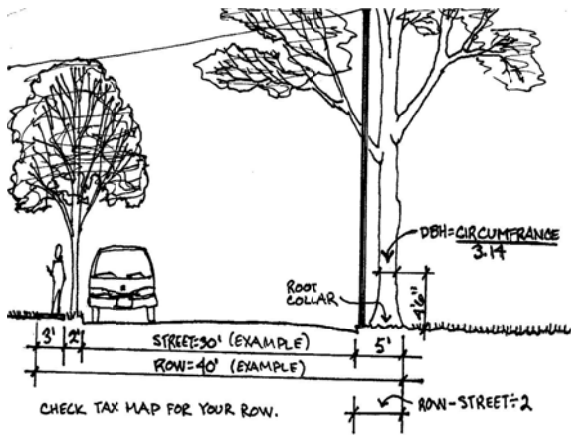
**Medium Trees** are suitable for open lawn areas, such as at the lawn side of a sidewalk, or along streets where there is no sidewalk. Medium Trees are also suitable in conditions where there is a 5'x10' Tree Pit (which may have brick set in sand or other porous paving technique).

## LARGE TREES (Over 50')

	<p><b>Ginkgo</b>, <i>Ginkgo biloba</i>            (male only)            Height: 50'-60'            Width: 20'-30'            Fall Color: Yellow            Fruit: None            The Dinosaur fossil tree!</p>	
	<p><b>Honeylocust</b>  <i>Gleditsia tricanthos inermis</i>            "Shademaster"            Height: 45'-55' Width: 35'-45'            Fall Color: Yellow            Fruit: None for hybrid.</p>	
	<p><b>Little Leaf Linden</b>, <i>Tilia cordata</i>            Height: 50'-60'            Width: 40'            Fall Color: Gold            Notes: Small Fragrant Flowers</p>	
	<p><b>Red Oak</b>, <i>Quercus rubra</i>            Height: 90'-140'            Width: 50'-80'            Fall Color: Brown            Fruit: Acorns            Notes: NJ State Tree</p>	
	<p><b>White Oak</b>,  <i>Quercus alba</i>            Height: 50'-60'            Width: 50'-80'            Fall Color: Brown, Fruit: Acorns,            Notes: Moist Conditions</p>	
	<p><b>Zelkova</b>, <i>Zelkova serrata</i>            Height: 50'-60' Width: 30'-40'            Fall Color: Rusty-Red            Fruit: Minor,            Notes: Vase Shaped</p>	

- Minimum planting area of 10'x10'
- Plant 40' from the nearest other Large Tree, and 30' from a Medium Tree and 15' from a Small Tree.
- Underground Utilities must be 16' away
- Overhead Wires must be 4' away from the planting site.

**Large Trees** are suitable for open lawn areas, such as at the lawn side of a sidewalk, or along streets where there is no sidewalk. Large Trees are also suitable in conditions where there is a 10'x10' Tree Pit (which may have brick set in sand or other porous paving technique).



### ADOPT-A-TREE -2008 ORDINANCE SECTIONS:

1. **Borough Tree:** Any Tree which is situated in or along any public property, park, field, public right of way, easement or encumbrance. Tree situation is evidenced by 50% or more of the root collar or base of the trunk at the entry point to the ground being upon Borough land, regardless of the location of the crown, roots, tilt of the trunk, or other part of the Tree in relation to the property line.
2. **Right Of Way ("ROW"):** The public property in the Borough of Dumont, which excludes private property, and is the jurisdiction of the Borough, and is inclusive of all land in and along any Street up to the private property lines as shown on the Tax Map.
3. **Planting Requirements:** No Person shall plant any tree in any Park or Street, or other Public Land, or in the ROW, without a Permit or written direction from the DSTC. Planting in Private Land is not governed by or regulated by this Article. The DSTC may waive or modify required planting locations if field conditions or mitigating circumstances exist, such waiver or modification to be in writing only. The DSTC shall periodically review and approve lists of Small, Medium and Large Trees for planting in Public Lands in the Borough. Such lists shall be made readily available to the public. **A PERMIT IS REQUIRED TO PLANT A TREE IN THE ROW.**
4. **Adopt-a-Tree Program:** If the DSTC or the Borough deems that a new Tree or replacement Tree shall be planted, then the Borough may plant within the ROW as determined by the DSTC. Property Owners shall be given the opportunity to participate in the Adopt-a-Tree Program, which shall be reviewed periodically by the DSTC and shall, at a minimum meet the following criteria:
  - a. The Property Owner may select a tree from the appropriate DSTC approved list.
  - b. The Property Owner shall water the Tree after planting once a day for a week, once a week for a month and once a month for a year. Approved DSTC guidelines for watering shall be followed.
  - c. The Borough of Dumont shall maintain the tree.

### PLANTING REQUIREMENTS FOR ALL TREES:

1. **Confining Elements:** When practicable, the planting distance from curbs or curb lines and sidewalks or other paved areas shall be in accordance with the three (3) size classes listed under Definitions, as follows: for a Small Tree, shall be one-foot and three inches (1'-3"); for a Medium Tree shall be two (2) feet and for a Large Tree shall be four (4) feet.
2. **Tree Collar Damage Prevention:** There shall be kept clear of lawn, vegetation and weeds an area of a minimum of one (1) foot around the base of newly planted trees. The intent of this section is to prevent injury to the newly planted trees from lawn mowers and trimmers.
3. **Fire Safety:** No Street Trees, or other woody plant material shall be planted, or allowed to branch into the ROW within:
  - a. Fifteen (15') feet of a fire plug, a standpipe connection, or any other water connection point for Fire Department use, or
  - b. The area directly in front of the entrance and egress doors to a building.
4. **Traffic and Pedestrian Safety:** No Street Trees, or other woody plant material shall be planted, or allowed to branch into the ROW within:
  - a. Twenty (20') feet of the mid-point of the curb corner at any intersection,
  - b. Seven (7') feet of a curb cut,
  - c. A location where the roadbed curves, in such a manner to block the view of drivers exiting any curb cut.
  - d. Twenty five (25') feet of a street light.
  - e. Thirty (30') feet of a stop sign, traffic light.
  - f. Six (6') feet of other traffic signs.
  - g. The area between five (5') feet and fifteen (15') feet behind a parking meter where car doors are anticipated to open.
  - h. A zone where such tree or woody plant material does not allow a clear three (3') wide pedestrian walkway to be maintained.
  - i. A zone within five (5') feet from the curb at bus stops, for the full length of the bus in the stopped position.
5. **Other Planting Requirements:**
  - a. Tree species must be selected from the DSTC Approved Tree Lists of Small, Medium or Large Trees, or shall be reviewed by the DSTC on a case by case basis for authorization to plant.
  - b. Three (3) or more trees of the same species may not be planted in immediate sequence proximity to each other. The purpose of this is to encourage biodiversity.
  - c. Tree(s) may be planted on either side of sidewalks in lawn areas where there is sufficient room within the ROW, however, the center of the new Tree shall be set in at least one-foot six-inches (1'-6") from the ROW border line.

# ADOPT-A-TREE PROGRAM

Property Owners and Residents may request a Borough Tree to be planted in the Right of Way adjacent to their property. In exchange, the person must agree to water the tree while the roots are getting established, and to "look out" for the tree so that it will thrive and grace our lives with:

*Cool Shade = Reduced A.C. Costs in Summer  
Beautiful Fall Color \* Flowers \* Summer Green  
More Oxygen & Clean up the Air Pollution,  
Reduce Rainwater Runoff & Basement Flooding,  
Reduce Carbon Footprint and Global Warming*



*Plant the Right Tree in the Right Location!*

2008 Ordinance regarding Voluntary Planting and Maintenance Expenses Private Property Owners may apply to the Commission to voluntarily plant or maintain a Tree or Trees in the ROW abutting the Private Property. Permission shall be granted, provided the planting complies with this ordinance and other policies as approved by the Commission under an "Adopt-a-Tree Program". Voluntary plantings or maintenance costs may be borne by the Property Owner at one point in time, but this event does not obligate the Property Owner to bear future costs of maintenance or removal

**DUMONT SHADE TREE COMMISSION**  
Borough Hall, 50 Washington Avenue, Dumont, NJ 07628

[www.dumontshadetree.org](http://www.dumontshadetree.org)

*Caring for trees today,  
Planting trees for tomorrow.*